






Werkzeuge ausmalen, benennen

Lehrerinformation



1/4

<p>Arbeitsauftrag</p> 	<p>Ausmalen und benennen der Werkzeuge.</p>
<p>Ziel</p> 	<p>SuS repetieren das Gelernte</p>
<p>Material</p> 	<ul style="list-style-type: none"> • Arbeitsblatt (im Format A3 ausgedruckt) • Farbstifte
<p>Sozialform</p> 	<p>EA</p>
<p>Zeit</p> 	<p>20'</p>

Zusätzliche
Informationen:

- Das Arbeitsblatt (Seite 3) auf Format A3 anpassen und ausdrucken.

Werkzeuge ausmalen, benennen

AB 1: Lückentext, Diskussionspapier, Lesetext etc.



Aufgabe:

Male die Werkzeuge aus und beschrifte sie mit den untenstehenden Wörtern.

Kombinationszange

Spachtel

Säge

Schraubenzieher

Schraubenschlüssel

Schraubzwinge

Nägel

Handbohrer

Schraube

Hammer

Beisszange

Pinsel




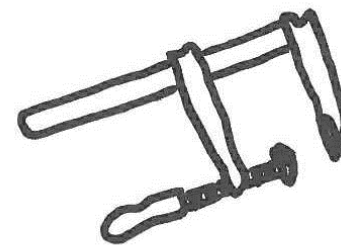


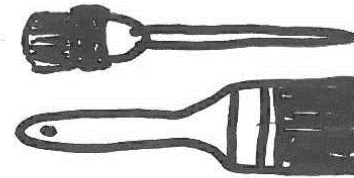

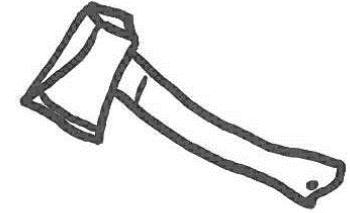

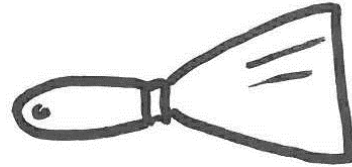
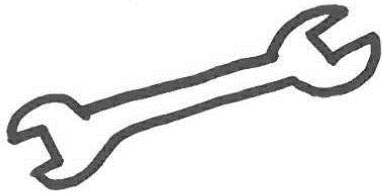
Feilen

Mutter

Axt

Werkzeuge ausmalen, benennen

AB 1: Lückentext, Diskussionspapier, Lesetext etc.



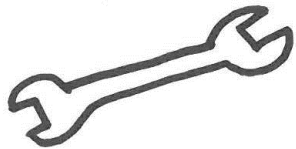
Werkzeuge ausmalen, benennen

AB 1: Lösung

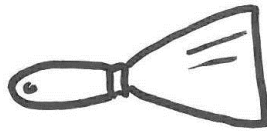


4/4

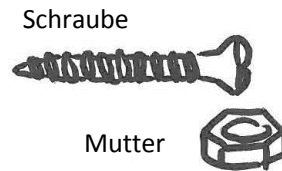
Lösung:



Schraubenschlüssel




Spachtel



Schraube


Mutter



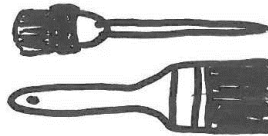
Axt



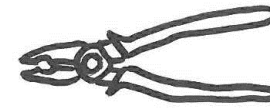
Säge



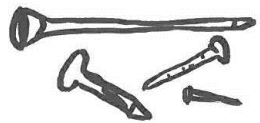
Schraubenzieher



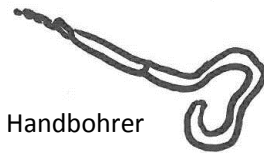
Pinsel



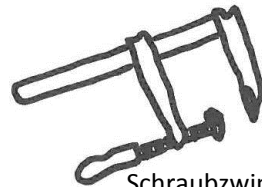
Kombinationszange




Nägel



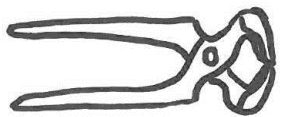
Handbohrer



Schraubzwinge



Hammer



Beisszange



Feilen